

CONTINUING DENTAL EDUCATION

AUG 2024-MAR 2025 | COURSE CATALOG



World-class learning
at a world-class institution...

UNIVERSITY OF THE
PACIFIC
Arthur A. Dugoni
School of Dentistry

dental.pacific.edu/CDEclasses

SAVE THE DATE



60TH Anniversary
COLONEL ALLYN D. BURKE
MEMORIAL DENTAL SYMPOSIUM

Friday and Saturday | June 6 – 7, 2025

Hyatt Regency Monterey Hotel & Spa
on the Del Monte Golf Course | Monterey, CA

Online registration will open soon at
dental.pacific.edu/CDEclasses

CONTINUING DENTAL EDUCATION

COURSE CATALOG

- * INDICATES NEW COURSE
✓ INDICATES REQUIRED COURSE

HANDS-ON PROGRAMS

Oral Surgery for General Practitioners: Take Yourself to the Next Level of Proficiency	6
Registered Dental Assistant in Extended Functions Program	8
Ceramic Veneers from A to Z: Intensive Hands-on Workshop	11
* Immediate Implant Placement: Biomechanical Principles and Hands-on Workshop	12
* Microsurgical Endodontics: From Planning to Execution	15
* Oral and Oropharyngeal Cancer: What's New? + Biopsy Workshop	16
* Expand Your Clinical Success with Composites and Smartphone Photography	22
* Oral Surgery for General Practitioners: A Guided Hands-on Workshop	23
Dentistry's Essentials of Emergency Medicine (DEEM): A Simulation-based Training Workshop	24

LECTURE PROGRAMS

* This Can't Be Happening to Me Today: Ensuring Your Office is Prepared for Medical Emergencies	10
* Immediacy Concept: Single to Full-Arch Implant Treatment Planning Using the DIGILOG Concept	13
* 2024 Dental Hygiene Symposium	18

LIVE WEBINARS

* Updates on Medication-Related Osteonecrosis of the Jaw (MRONJ)	5
✓ Responsibilities and Requirements of Prescribing Schedule II Opioid Drugs	14
* Obstructive Sleep Apnea in Children — The Dentist's Role	17
✓ Update on Infection Control and the California Dental Practice Act: Is it Legal? Is it Right?	19

VIRTUAL COURSE

Registered Dental Hygienist in Alternative Practice Virtual Program	4
---	---

TRAVEL PROGRAM

30th Annual Pacific/UCSF Island Dental Colloquium — Big Island, Hawaii	20
--	----

All courses are held at the Arthur A. Dugoni School of Dentistry at 155 Fifth Street in San Francisco unless otherwise indicated. Course offerings are subject to change. For the most up-to-date program information, go to

dental.pacific.edu/CDEclasses

University of the Pacific, Arthur A. Dugoni School of Dentistry is an ADA CERP recognized provider. ADA CERP is a service of the American Dental Association to assist dental professionals in identifying quality providers of continuing dental education. ADA CERP does not approve or endorse individual courses or instructors, nor does it imply acceptance of credit hours by boards of dentistry. Concerns or complaints about a CE provider may be directed to the provider or to ADA CERP at www.ada.org/cerp.

University of the Pacific, Arthur A. Dugoni School of Dentistry designates these activities for a specified number of continuing education credits. One unit of credit is awarded for each hour of instruction. Please refer to the individual course descriptions for credit designation.

ADA CERP® | Continuing Education
Recognition Program

ACDE
Association for Continuing Dental Education

Cover photo by Robert Forcadilla/Unsplash; course photography by Jon Draper and Chris Woodrow unless otherwise noted

Registered Dental Hygienist in Alternative Practice Virtual Program

August 9 – November 8, 2024

OR

February 7 – May 9, 2025

Led by Elena Francisco, RDHAP, MS, this online program is designed for dental hygienists interested in expanding their knowledge and ability to treat people with complex physical, medical or psychological needs and patients in underserved communities. It fulfills the Dental Hygiene Board of California's 150-hour education requirement needed to apply for an RDHAP license. The virtual program consists of live, interactive webinars, online modules and a field study.



Elena Francisco

The Dugoni School of Dentistry Difference

- A personalized program for RDHs led by practicing RDHAPs
- An RDHAP program offered by an accredited dental school
- A fully online program approved by the Dental Hygiene Board of California
- Interest-free payment plans available to qualified candidates
- Funding available through the Sallie Mae Smart Option Student Loan®
- Convenient virtual program accessible from anywhere in California

Curriculum Topics

- Dental hygiene practice and theory
- Treating medically complex patients, geriatric patients and children with and without special needs
- Oral pathology
- Pharmacology
- Information management
- Developmental disabilities and oral health care
- Medical and dental emergencies
- Business administration for dental hygienists



Who Should Attend

This course is designed for RDHs seeking to apply for RDHAP licensure.

Tuition: \$3,400

Deposit: \$400 (nonrefundable)

Format: Live, interactive webinars, online modules and a field of study

Credits: This activity is designated for 150 units of continuing education credit.

Presenter

Elena Francisco, RDHAP, MS, graduated from Loma Linda University with a bachelor's degree in dental hygiene. She practiced clinical dental hygiene in Northern California for more than 40 years. She received her master's degree in dental hygiene from Idaho State University. She served on the faculty at University of the Pacific's Dental Hygiene program, teaching all aspects of dental hygiene. She graduated from the RDHAP program at Pacific and has maintained a practice since 2006, serving her community oral health programs as a resource, contributor and practitioner. She has authored several journal articles, contributed the chapter on "Protocols and Prevention of Dental Caries" in the 12th edition of *Clinical Practice of the Dental Hygienist*, served on the peer review board for *Dimensions of Dental Hygiene* and serves on the advisory board for Elite Healthcare. She is a member of her professional organizations and is active in her local component and the California Dental Hygiene Association.

For more information, visit dental.pacific.edu/RDHAP

Updates on Medication-Related Osteonecrosis of the Jaw (MRONJ)



Saturday, August 17, 2024

Medication-related osteonecrosis of the jaw (MRONJ) has become increasingly prevalent in our daily dental practice. In the U.S., approximately 10 million people have osteoporosis and 44 million have low bone mass. Additionally, there are approximately 1.8 million new cancer cases each year. Many cancer patients will undergo treatments such as radiation therapy, chemotherapy, surgical resection or combinations of the above. Advances in cancer treatment include the use of new medications to stabilize tumor invasion of the bone and increased utilization of concomitant chemotherapy and radiation therapy.



Eric Sung

MRONJ is an intraoral lesion caused by a severe adverse drug reaction and consists of progressive bone destruction in the maxillofacial region of patients. This can occur in patients undergoing long-term and/or high-dose therapy with bisphosphonates, RANKL inhibitors, antiangiogenic agents or mTOR inhibitors. Although rare, when it does occur it can pose significant challenges for oral healthcare providers. This webinar will help you to better understand MRONJ and the effects of these medications, and how to make informed decisions to improve your patients' overall health.

You Will Learn

- To understand the uses of antiresorptive medications, such as bisphosphonates
- To discuss osteoporosis/osteopenia and how it relates to dentistry
- To describe the latest information on MRONJ risks associated with different populations that dentists may encounter

Who Should Attend

This informative webinar is designed for dentists, dental hygienists and dental assistants.

Tuition: \$125 Dentists; \$95 Allied Dental Professionals

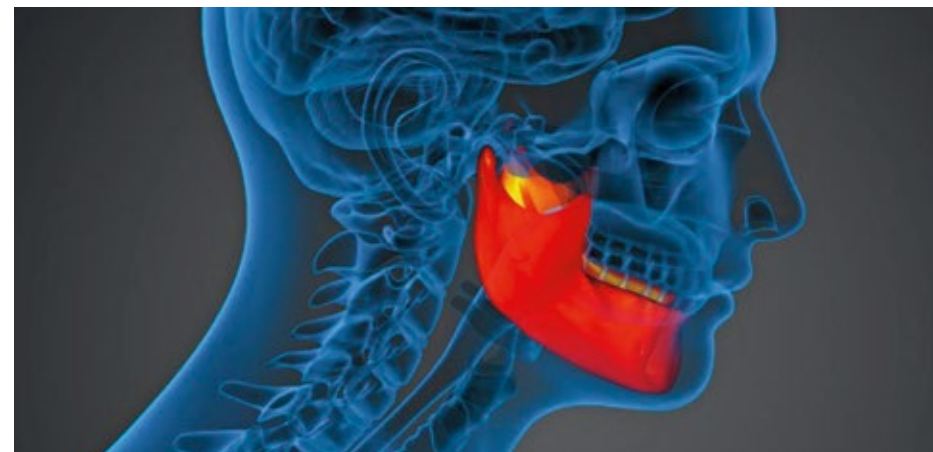
Program: 9:00 am – 11:00 am (Pacific time)

Format: Live, interactive webinar hosted on Zoom

Credits: This activity is designated for 2 units of continuing education credit.

Presenter

Eric Sung, DDS, received his dental degree at UCLA School of Dentistry and also completed a general practice residency at UCLA. Since that time, he has been on staff at Children's Hospital in Los Angeles, City of Hope National Medical Center, VA Greater Los Angeles Health Care System, Kaiser Permanente and UCLA. Currently, Dr. Sung is a professor and chair of the Section of Special Patient Care and vice chair of the Division of Advanced Prosthodontics at UCLA School of Dentistry. He is also the holder of the Momentum Endowed Chair in Special Patient Care. He has lectured nationally and internationally and has multiple publications in peer-reviewed journals.



Oral Surgery for General Practitioners: Take Yourself to the Next Level of Proficiency



Friday and Saturday, August 23 – 24, 2024

This informative and interactive hands-on workshop will teach general practitioners concepts and skills in oral surgery. Hit the ground running by learning the essentials of using a blade, how to effectively use a periosteal elevator for tissue reflection, what flap to use and where, optimizing the use of elevators and forceps, how much force is too much, elevators vs. luxators, how to use a “skinny” bur in the PDL and other basics.



Karl Koerner

During this workshop, you will learn how to apply surgical extraction techniques on life-like dentoform models that simulate patients. Hands-on activities will include: faster and easier surgical extractions; how to quickly and safely remove root tips; sectioning of multirooted teeth; multiple extractions with alveoloplasty; predictable socket preservation; and the basics of maxillary third molar impactions.

You Will Learn

- To recognize the best practices for patient selection and when to refer
- How to build on the basic foundations of oral surgery
- To identify the “must have” surgery instruments
- How to avoid and manage complications
- To understand that a “surgical” highspeed is fine but with certain caveats
- To implement ridge grooming techniques for dentures
- How to suture like a surgeon
- To apply the basics of predictable socket preservation ideal for general dentists

Who Should Attend

This workshop is designed for general dentists interested in building on their oral surgery concepts and skills.

Early Bird Tuition: \$1,295 (for registrations received by July 30)

Regular Tuition: \$1,395

Program: 9:00 am – 5:00 pm each day

Location: Arthur A. Dugoni School of Dentistry, 155 Fifth Street, SF

Credits: This activity is designed for 14 units of continuing education credit.

Workshop is limited to 30 participants; includes lunch and morning coffee/tea service.

Presenter

Karl Koerner, DDS, MS, is a former associate professor in oral surgery at Roseman University of Health Sciences, College of Dental Medicine in Utah and is currently an adjunct professor. He has presented hundreds of didactic and participation oral surgery courses in the U.S. and around the world. He is the author of many articles on oral surgery for general dentists, has authored or co-authored four books on oral surgery and has made several surgery videos with Dr. Gordon Christensen. He is past president of the Utah Dental Association and Utah Academy of General Dentistry. Dr. Koerner received oral surgery training in the U.S. Army where he completed a general practice residency. He received the AGD's Wedlew Award for his contributions to dentistry and dental education and the Utah Dental Association's Distinguished Service Award.



SAVE THE DATE

39th Annual Charles A. Sweet, Sr.

Pediatric Dentistry Memorial Lecture

Presented by: Daniela Rodrigues P. Silva, DDS, MS

Saturday, April 5, 2025

9:00 am - 4:00 pm

6 CE units

\$395 Dentists

\$295 Allied Dental Professionals

Program includes lunch and continental breakfast

Arthur A. Dugoni School of Dentistry | 155 Fifth Street, San Francisco

For more information or to receive a brochure for this annual program,
contact the Division of Continuing Dental Education at
cedental@pacific.edu or (415) 929-6486.



istockphoto.com

Registered Dental Assistant in Extended Functions Program

September 14, 2024 – May 17, 2025

We are pleased to offer an RDAEF program for licensed RDAs and RDAEFs in California. This comprehensive program satisfies the Dental Board of California's requirements for preparing RDAs and existing RDAEFs for extended functions licensure. Our program goes above and beyond the board's requirements for instructional time to ensure participants receive the highest quality training and education available today and to prepare them for these new responsibilities. All sessions are taught by dental faculty members from the Dugoni School of Dentistry. Participants will receive the same outstanding quality of education that predoctoral students receive at our premier dental school.



Brian Kenyon, Leana Miller and Maggie Rodriguez

The Dugoni School of Dentistry Difference

- A comprehensive program with 410 hours of instruction (342 for existing RDAEFs), combining in-person lectures, online modules, group discussions, hands-on laboratory and live patient clinical experiences
- Certification programs for both RDAs and existing RDAEFs at a fully accredited dental school
- Personalized instruction led by dental faculty members from the Dugoni School of Dentistry
- The only Dental Board of California-approved provider of the RDAEF program at a dental school in Northern California
- Interest-free, flexible payment plans available to qualified candidates
- Funding available through the Sallie Mae Smart Option Student Loan®
- Convenient weekend schedule at the Dugoni School of Dentistry's state-of-the-art campus in downtown San Francisco

Program for RDAs

This 410-hour certification program trains and prepares currently licensed RDAs to perform all of the new procedures in extended dental functions which include:

- Performing patient oral health evaluations, charting and evaluating of soft tissue, classifying occlusion and myofunctional evaluation
- Performing oral health assessments in community and school-based settings under the direction of a dentist, RDH or RDHAP
- Sizing and fitting endodontic master points and accessory points
- Making final impressions for tooth-borne removable prostheses
- Polishing and contouring existing amalgam restorations
- Placing, contouring, finishing and adjusting all direct restorations
- Adjusting and cementing permanent indirect restorations

Additionally, participants will be trained to perform:

- Cord retraction and final impressions procedures for indirect restorations
- Fitting and cementing endodontic master points and accessory points
- Making final impressions for permanent indirect restorations
- All other procedures authorized and adopted by the dental board*

*Please see Section 1753.6 of the California Business and Professions Code



"I highly recommend the RDAEF program at Dugoni School of Dentistry. I learned things that I didn't think were possible until I joined this program. The dentist in the practice where I work is a graduate from Dugoni School and I continue to have her support as I grow in this field. It's really exciting to have an expanded role and to help provide the best possible care for our patients."

— Kathleen Turner, RDAEF Class of 2023

Program for Existing RDAEFs

This 342-hour program updates existing RDAEFs (who were licensed prior to January 1, 2010) in the new, allowable procedures for RDAEFs described above. Participants who successfully complete this program will be eligible to take the new RDAEF exam, and upon successful completion, will be able to perform all of the expanded duties approved for currently licensed California RDAEFs.

- Tuition:** \$20,995 RDAs; \$16,995 RDAEFs
- Student Kit Fee:** \$2,995
- Deposit:** \$2,000 (nonrefundable)
- Location:** Arthur A. Dugoni School of Dentistry, 155 Fifth Street, SF
- Credits:** This activity is designated for 410/342 units of continuing education credit.

Modules and Dates

The RDAEF program is divided into three modules held on Saturdays and Sundays—two to three weekends per month—throughout the eight-month period. Both RDAs and existing RDAEFs maintain the same course schedule for Modules 1 and 2. However, existing RDAEFs will take fewer classes in Module 3.* In addition, students will be required to complete restorations in their supervising dentist's office.

Module 1	Module 2	Module 3
September 14, 2024 – November 3, 2024 (6 weekends)	November 16, 2024 – January 5, 2025 (5 weekends)	January 11, 2025 – May 17, 2025 (10 weekends)*

REGISTER ONLINE BY AUGUST 9, 2024

dental.pacific.edu/CDEclasses

Visit dental.pacific.edu/RDAEF for more information

Questions? [Contact the Division of Continuing Dental Education](mailto:cedental@pacific.edu)
cedental@pacific.edu | 415.929.6486

This Can't Be Happening to Me Today: Ensuring Your Office is Prepared for Medical Emergencies



Saturday, September 21, 2024

Medical emergencies can occur unexpectedly, even within a dental office, underscoring the importance of preparedness. Effective coordination and communication between the dentist and staff are critical in such situations. This lecture course is designed to help you prepare your office for emergencies by focusing on prevention, early recognition and appropriate treatment.



Lenny Naftalin

Dr. Naftalin will discuss the procedures and protocols that can be immediately implemented in your office. He will cover topics such as the pharmaceutical composition and pharmacokinetics of your emergency kit, improving communication with the entire staff during emergencies and managing various emergency situations. These include recognizing, responding to and treating syncope, hyperventilation, foreign body aspiration, allergy and anaphylaxis, acute asthmatic episodes, hypoglycemic shock, seizures and chest pain.

You Will Learn

- To effectively prepare your dental team and office for a medical emergency
- To communicate and work as a team during an emergency
- To manage and treat medical emergencies in your dental office
- To effectively debrief your dental team after a medical emergency

Who Should Attend

This informative program is intended for general dentists, specialists and allied dental professionals working in private practice settings.

Tuition: \$325 Dentists; \$215 Allied Dental Professionals
Program: 9:00 am – 4:00 pm
Location: Arthur A. Dugoni School of Dentistry, 155 Fifth Street, SF
Credits: This activity is designated for 6 units of continuing education credit.

Program includes lunch and morning coffee/tea service.

Presenter

Lenny Naftalin, DDS, is a dentist anesthesiologist who provides hospital-quality anesthesia and sedation services in dental offices through his mobile anesthesiology practice in Southern California. He is the anesthesia director at Century City Outpatient Surgery Center, where he provides full scope dental anesthesia care for patients undergoing surgeries. He earned a DDS degree from USC School of Dentistry and completed a general practice residency at the VA in West Los Angeles. He then completed a dental anesthesia residency at UCLA School of Dentistry. He maintains a part-time teaching position at UCLA in both the dental anesthesia and pediatric dental departments. Dr. Naftalin is currently president of the American Society of Dentist Anesthesiologists and has served on the board of the California Society of Dentist Anesthesiologists. He is a past president of the American Dental Board of Anesthesiology where he remains as an oral board examiner and an exam developer. He is also a past president and former editor for the Southern California Society of Dentistry for Children.



Ceramic Veneers from A to Z: Intensive Hands-on Workshop



Friday – Sunday, September 27 – 29, 2024

Ceramic veneers have been a mainstay of long-lasting aesthetic dentistry for more than 40 years, yet they remain a mystery to most dentists due to several factors. During this intensive, three-day, hands-on workshop, Dr. Stevenson will provide you with the knowledge, tools and skills required to set a clear course of mastery in this exciting arena of restorative dentistry. He will discuss variations in preparation design for different types of patients and how and when to implement the following: traditional veneers, super veneers, posterior veneers, onlays and full ceramic crowns. A heavy emphasis will be placed on hands-on techniques based on clinical studies, which are easily applicable to patient care in your practice.



Richard Stevenson

You Will Learn

- To utilize the latest materials in order to increase retention and longevity with minimal complications
- To assess and diagnose occlusion, and make appropriate alterations to restorations to maintain/improve occlusal stability
- How to approach complex restorative cases with a risk-based diagnostic and treatment planning algorithm that simplifies the process
- To create exceptional ceramic veneers which resist chipping and staining over time
- To integrate the right materials for the right case based on biological, structural, regional and financial factors

Who Should Attend

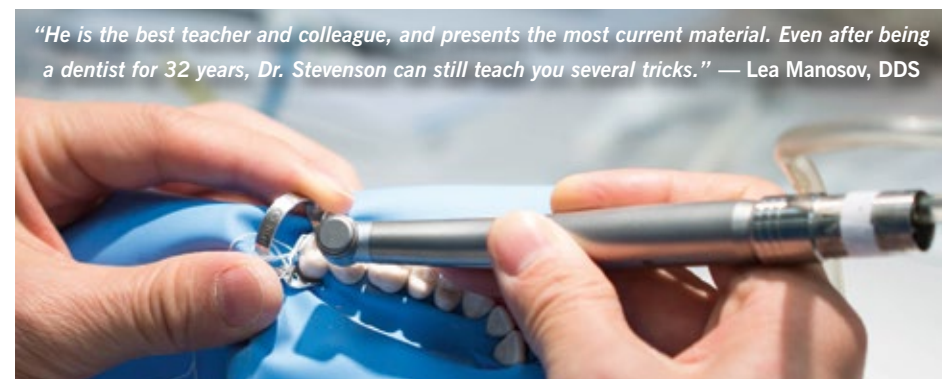
This course is designed for general dentists seeking advanced training in ceramic veneer techniques.

Early Bird Tuition: \$2,395 (for registrations received by August 27)
Regular Tuition: \$2,595
Program: 8:00 am – 5:00 pm each day
Location: Arthur A. Dugoni School of Dentistry, 155 Fifth Street, SF
Credits: This activity is designated for 24 units of continuing education credit.

Workshop is limited to 24 participants; includes continental breakfast and lunch each day.

Presenter

Richard G. Stevenson III, DDS, earned his DDS degree and AEGD certificate from UCLA School of Dentistry and obtained board certification from the American Board of Operative Dentistry. He has served as a mentor for the Richard V. Tucker Study Club and taught at both the predoctoral and postdoctoral levels at UCLA. He garnered Teacher of the Year awards from numerous classes at UCLA, including the prestigious ADA Golden Apple Award for Teaching. He is a graduate of the Kois Center and has served as a CE faculty member for UCLA's Aesthetic and Implant Continuums. He maintains a multidisciplinary practice in San Dimas, California. After a 26-year academic career, he started Stevenson Dental Solutions in 2015 to fill the gap between traditional education and real-world clinical dentistry for practicing dentists.



"He is the best teacher and colleague, and presents the most current material. Even after being a dentist for 32 years, Dr. Stevenson can still teach you several tricks." — Lea Manosov, DDS

Immediate Implant Placement: Biomechanical Principles and Hands-on Workshop



Friday, October 4, 2024

Internal loading of the edentulous alveolus is required for maintaining the horizontal as well as the vertical bone volume of the maxillofacial alveolar bones. Understanding of the fundamental surgical as well as the prosthetic treatment planning is critical for predictable implant outcomes.

This course will review bone biology and the principles of site preparation. Dr. Bedrossian will discuss the immediate versus delayed implant placement, as well as the role of the digital workflow (DWF) in executing successful treatment plans.



Edmond Bedrossian

The hands-on workshop following the lecture will introduce participants to implant placement in healed sites and implant placement in immediate extraction sites.

You Will Learn

- To understand bone biology, fate of the edentulous alveolus
- To utilize the fundamental prosthetic principles for treatment planning implants
- To describe the fundamental surgical principles for treatment planning implants
- To recognize the consequences of drilling in bone, remodeling concept
- To develop techniques for achieving primary stability
- To understand the role of DWF in the contemporary dental practices

Who Should Attend

This hands-on workshop is designed for dentists interested in implant placement.

Early Bird Tuition: \$745 (for registrations received by September 4)

Regular Tuition: \$795

Program: 9:00 am – 5:00 pm

Location: Arthur A. Dugoni School of Dentistry, 155 Fifth Street, SF

Credits: This activity is designated for 7 units of continuing education credit.

Workshop is limited to 24 participants; includes lunch and morning coffee/tea service.

Presenter

Edmond Bedrossian, DDS, received his dental degree from the Dugoni School of Dentistry and completed his oral and maxillofacial surgery training at Alameda Medical Center. He is a diplomate of the American Board of Oral and Maxillofacial Surgeons, honorary member of the American College of Prosthodontists and fellow of the International Team for Implantology and the Academy of Osseointegration. Dr. Bedrossian is also a professor and the director of advanced implant reconstruction at the Dugoni School of Dentistry. He has authored numerous articles and textbook chapters and maintains a private practice in San Francisco.



*University of the Pacific, Arthur A. Dugoni School of Dentistry would like to acknowledge and thank **Straumann USA** for their generous support of this workshop.*

Immediacy Concept: Single to Full-Arch Implant Treatment Planning Using the DIGILOG Concept



Saturday, October 5, 2024

A paradigm shift has taken place as the graftless surgical approach to implants has gained credibility. Reduced treatment time, a single-stage surgical reconstruction and immediate loading has resulted in a higher degree of case acceptance. After extraction of a non-restorable tooth, preservation of the soft and hard tissue volume is more predictable than its reconstruction. This presentation focuses on the surgical and the prosthetic fundamental principles for predictable treatment planning—offering patients immediate implant and immediate provisional prosthesis where indicated.



**Edmond Bedrossian and
E. Armand Bedrossian**

The presenters will discuss the number as well as the distribution of implants for fabrication of an implant-supported fixed full-arch prosthesis. All cases will be treatment planned and executed using the DIGILOG concept; a hybrid of digital and analogue workflow.

You Will Learn

- To understand the bone biology and the fate of the fully edentulous alveolar bones
- To implement prosthetic principles for treatment planning full-arch implant reconstructions
- To describe the fundamental surgical principles for treatment planning full-arch implant reconstructions
- To explain the biomechanical principles, number and distribution of implants
- To understand analogue as well as fully guided full-arch treatment
- To recognize the role and importance of adopting the digital workflow in contemporary dental practices
- To identify when to outsource portions of the digital workflow

Who Should Attend

This informative lecture is designed for dentists and specialists.

Tuition: \$495

Program: 9:00 am – 5:00 pm

Location: Arthur A. Dugoni School of Dentistry, 155 Fifth Street, SF

Credits: This activity is designated for 7 units of continuing education credit.

Program includes lunch and morning coffee/tea service.

Presenters

Edmond Bedrossian, DDS, received his dental degree from the Dugoni School of Dentistry and completed his oral and maxillofacial surgery training at Alameda Medical Center. He is a diplomate of the American Board of Oral and Maxillofacial Surgeons, honorary member of the American College of Prosthodontists and fellow of the International Team for Implantology and the Academy of Osseointegration. Dr. Bedrossian is also a professor and the director of advanced implant reconstruction at the Dugoni School of Dentistry. He has authored numerous articles and textbook chapters and maintains a private practice in San Francisco.

E. Armand Bedrossian, DDS, MSD, is a board-certified prosthodontist who currently practices in San Francisco. He received his DDS degree from the Dugoni School of Dentistry in 2015 and completed the advanced prosthodontics residency program and received his master's degree at University of Washington, where he is currently an affiliate assistant professor. He is a diplomate of the American Board of Prosthodontists and has authored various articles on removable prosthodontics and treatment planning the fully edentulous patient. He has lectured nationally and internationally on implant and prosthetic dentistry.

Responsibilities and Requirements of Prescribing Schedule II Opioid Drugs

LIVE WEBINAR

REQUIRED COURSE

Saturday, October 12, 2024
OR
Saturday, March 15, 2025

As of January 1, 2023, dentists are required to successfully complete two units of continuing education on opioid prescribing as a condition to renewing their license with the Dental Board of California. This live webinar satisfies the license renewal requirement.

Narcotics can provide substantial pain relief and when used judiciously, on a case-by-case basis, can be a valuable tool. You will first learn about the inflammatory, neurological and psychological processes that contribute to the great range of pain responses your patients encounter. This foundational knowledge will feed a discussion of preoperative, perioperative and postoperative approaches for more effective pain management, which when used together can prevent a need for narcotics in most cases. But there are times when you will prescribe narcotics. Dr. Young will explain how narcotics work and how they compare to each other and to other forms of pain control, in addition to dosing, how dependence and addiction occur and how that differs by age and by psychological make-up. He will also cover the controlled substances prescribing laws, and how to recognize and address addiction and drug-seeking behavior.

You Will Learn

- To apply best practices for pain management in dentistry
- To understand regulatory requirements for prescribers and dispensers
- To implement dental office procedures for managing vulnerable or substance use disorder patients

Who Should Attend

This Dental Board of California required course is designed for dentists and specialists.

Special Tuition: \$95
Program: 9:00 am – 11:00 am (Pacific time)
Format: Live, interactive webinar via Zoom
Credits: This activity is designated for 2 units of continuing education credit.

Presenter

Andrew Young, DDS, MSD, received his DDS degree from UCSF, his GPR certificate from the VA and his MSD in orofacial pain from Rutgers School of Dental Medicine. He is a diplomate of the American Board of Orofacial Pain and fellow of the American Academy of Orofacial Pain. He is the director of orofacial pain at the Dugoni School of Dentistry and has published 41 peer-reviewed articles. He also heads the Dugoni School’s evidence-based, decision-making and critical thinking curriculum, which teaches appraisal of the scientific literature.



Andrew Young

Microsurgical Endodontics: From Planning to Execution

NEW COURSE

HANDS-ON COURSE

Friday – Sunday, October 18 – 20, 2024
OR
Friday – Sunday, February 28 – March 2, 2025

This intensive, three-day workshop is designed to provide participants with the ability to learn all about endodontic microsurgery, starting from decision-making and treatment planning to patient management of the root as well as soft and hard tissue structures for predictable treatment outcomes. The program features a live surgery demonstration, allowing participants to observe procedures firsthand.

Attendees will perform surgery on a simulated 3D surgical model using a surgical operating microscope and proper microsurgery armamentarium. Participants will incise and reflect simulated gingiva, perform osteotomy, apicoectomy, retro-preparation and retro-filling followed by suturing.

You Will Learn

- To perform adequate treatment planning in endodontic microsurgery
- To utilize the different endodontic microsurgical armamentarium
- How to save time in each step of the endodontic surgical procedure
- To recognize the best evidence available regarding endodontic microsurgery
- To understand the concept of complete surgical retreatment
- To describe the benefits of using guided tissue regeneration techniques in endodontic surgery
- To recognize the scenarios where guided tissue regeneration is essential for better bone remodeling
- To identify when graft material and resorbable membranes can be used separately or in combination

Who Should Attend

This hands-on workshop is specifically designed for endodontists.

Early Bird Tuition: \$3,495 (for registrations received by September 18/January 28)
Regular Tuition: \$3,995
Program: 9:00 am – 5:00 pm each day
Location: Arthur A. Dugoni School of Dentistry, 155 Fifth Street, SF
Credits: This activity is designated for 22.5 units of continuing education credit.

Workshop is limited to 30 participants; includes lunch and light breakfast each day.

Presenter

Adham Azim, BDS, DDS, is an associate professor and the chair of the Department of Endodontics at the Dugoni School of Dentistry. He maintains a private endodontics practice and is also the founder and CEO of Endolit. He earned his BDS from Cairo University, where he also did his endodontic training. He later completed his endodontic certificate at Columbia University, and since then, he has been a full-time educator and part-time private practitioner. He also served as the division head and the director of the endodontic postgraduate program at University at Buffalo. Dr. Azim is a diplomate of the American Board of Endodontics. He has lectured all over the world and has received several awards for his research work. He has more than 30 publications in peer-reviewed journals and several chapter contributions in textbooks, such as *Ingle Endodontics* and *Endodontics: Principles and Practices*.



Adham Azim



Oral and Oropharyngeal Cancer: What's New? + Biopsy Workshop



Saturday, October 26, 2024

This year, according to the American Cancer Society, approximately 58,000 new cases of oral and oropharyngeal cancer are expected in the United States and oropharyngeal cancer continues to be on the rise. As dentists, we play an important role in the early detection and prevention of oral cancer. This workshop provides an overview on the epidemiology of oral and oropharyngeal cancer, their clinical manifestation, diagnosis, treatment options and oral complications of cancer therapy.



Alessandro Villa

You will have the opportunity to see multiple cases of patients with oral and oropharyngeal cancer and learn about implications for the dental community. In addition, participants will be able to perform oral biopsy techniques.

You Will Learn

- To examine the epidemiology of oral and oropharyngeal cancer (including HPV-associated oropharyngeal cancer)
- To identify the clinical presentation and management options of oral and oropharyngeal cancer
- To recognize early and late oral complications from cancer therapy
- To describe the current management strategies for patients with oral toxicities secondary to head and neck cancer therapy
- To understand the role of the dentist in the cancer management team
- To implement current oral biopsy techniques

Who Should Attend

This workshop is designed for dentists and dental specialists.

Early Bird Tuition: \$445 (for registrations received by September 26)

Regular Tuition: \$495

Program: 9:00 am – 1:00 pm

Location: Arthur A. Dugoni School of Dentistry, 155 Fifth Street, SF

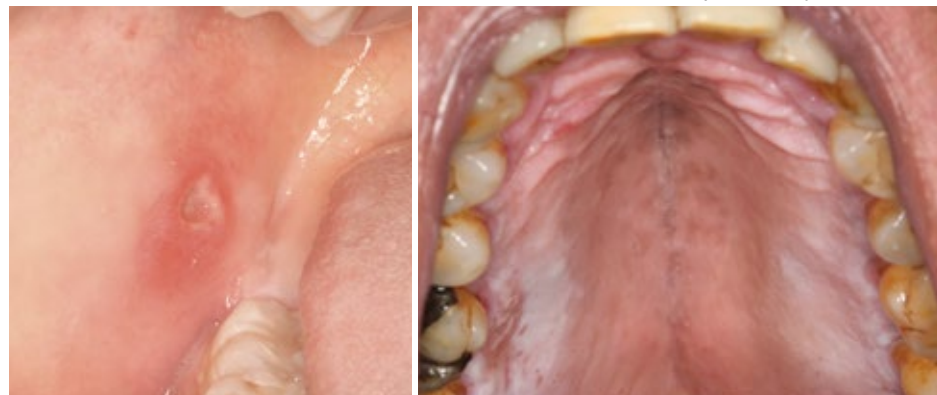
Credits: This activity is designated for 4 units of continuing education credit.

Workshop is limited to 30 participants; includes morning coffee/tea service.

Presenter

Alessandro Villa, DDS, PhD, MPH, is chief of oral medicine, oral oncology and dentistry at Miami Cancer Institute – Baptist Health South Florida and a professor at the Herbert Wertheim College of Medicine at Florida International University. Previously, he was chief of oral medicine at University of California, San Francisco (UCSF). He also directed the oral medicine residency programs at UCSF and Harvard. Dr. Villa's research focuses on oral dysplasia and oral complications from cancer therapy. He works closely with several organizations to reduce the incidence of Human Papilloma Virus (HPV)-related cancers. He has authored more than 140 peer-reviewed articles.

photos courtesy of Alessandro Villa



Obstructive Sleep Apnea in Children—The Dentist's Role



Saturday, November 2, 2024

This webinar will provide you with the most up-to-date information regarding the fascinating and emerging field of sleep apnea in children. During this case-based presentation, Dr. Yepes will cover the entire spectrum of obstructive sleep apnea (OSA) in children, including the definition, etiology, risk factors, physiopathology, diagnosis, imaging and treatment options, along with a detailed discussion of the critical role dentists play. The effects of OSA in children will have a separate section in the presentation. These consequences are critical and are the main justification for an early diagnosis of this condition.



Juan Yepes

You Will Learn

- To understand the fundamentals of sleep apnea diagnosis
- To identify the signs and symptoms of OSA in children
- To implement the correct diagnostic test for OSA
- To examine the most updated treatment options of sleep apnea in children
- To discuss the consequences for children with OSA
- To recognize the role of dentists in the identification and treatment of children with sleep apnea

Who Should Attend

This informative course is designed for dentists, specialists and all members of the dental team.

Tuition: \$195 Dentists; \$165 Allied Dental Professionals

Program: 9:00 am – 12:00 pm (Pacific time)

Format: Live, interactive webinar via Zoom

Credits: This activity is designated for 3 units of continuing education credit.

Presenter

Juan F. Yepes, DDS, MD, MPH, MS, DrPH, is a professor in the Department of Pediatric Dentistry and the associate dean for graduate education at Indiana University School of Dentistry and is an attending at Riley Children Hospital in Indianapolis. He is also a clinical professor at University at Buffalo. Dr. Yepes is a dentist and a physician from Javeriana University in Bogotá, Colombia, and attended University of Iowa and University of Pennsylvania where he completed a fellowship and residency in radiology and oral medicine respectively. At University of Kentucky College of Public Health, he earned both a master's and doctoral degree in public health with an emphasis in epidemiology, along with a master's degree in pediatric dentistry. Dr. Yepes also completed a residency program in dental public health at University of Texas, Baylor College of Dentistry and is board certified by the American Boards of Pediatric Dentistry, Oral Medicine and Dental Public Health. He is also a fellow in dental surgery from the Royal College of Surgeons in Edinburgh and serves on the editorial board of several dental journals.

istockphoto.com



2024 Dental Hygiene Symposium

Saturday, November 9, 2024



Heather Rogers

A 21st Century Plague Called Metabolic Syndrome

Patients are experiencing more health issues due to the population's increase in blood pressure, high blood sugar, excess body fat and abnormal cholesterol or triglyceride levels. Metabolic syndrome is a cluster of conditions that occur together, increasing an individual's risk of heart disease, stroke and Type 2 diabetes. This lecture will cover the issues patients face with medications and their bodies. It will also concentrate on the dangers to oral health when patients suffer from high levels of inflammation brought on by this syndrome.

You Will Learn

- To define and understand metabolic syndrome
- To determine which patients are suffering from metabolic syndrome based on complete medical histories
- To recognize the most prevalent medications being used to treat metabolic syndrome
- To identify periodontal risk factors and prescribe treatment for patients suffering from metabolic syndrome
- To discuss treatment modalities for metabolic syndrome patients that include more complete physical and oral health evaluations

"Talk to Me!" A Behavior Style Workshop

This dynamic, two-hour lecture will delve into the fundamental behaviors shaping our daily interactions in dental practice. Through lively interaction, participants will explore four behaviors, unlocking the keys to cultivating strong professional relationships, elevating patient engagement and refining communication among colleagues. This lecture is designed to ignite personal growth, amplify team synergy and help dental professionals effectively approach and speak with diverse patients when conveying information regarding dental prevention, disease and treatment.

You Will Learn

- To understand the four fundamental behaviors exhibited in daily interactions with patients and members of the dental team
- To identify personal behavioral patterns through interactive exercises
- To explore techniques to adapt communication and interaction styles for enhanced patient management
- To leverage diverse behavioral styles for a more cohesive and productive team dynamic

Who Should Attend

This informative symposium is intended for dental hygienists, dentists and other allied dental professionals.

Tuition: \$215 Allied Dental Professionals; \$325 Dentists
\$185 for CDHA Members

Program: 9:00 am – 4:00 pm

Location: Arthur A. Dugoni School of Dentistry, 155 Fifth Street, SF

Credits: This activity is designated for 6 units of continuing education credit.

Symposium includes lunch and morning coffee/tea service.

Presenter

Heather M. Rogers, BSDH, began her career in dental hygiene in 1999 when she graduated from the College of Southern Nevada. She has worked in prosthodontic, periodontic and general dentistry practices. She completed her bachelor of science degree in dental hygiene in 2010 and currently provides continuing education courses for professionals on the topics of communication, diabetes, implant maintenance, probiotics and infection control.

CDHA members receive a \$30 discount.

Contact cedental@pacific.edu for the CDHA discount code.

Update on Infection Control and the California Dental Practice Act: Is it Legal? Is it Right?

Saturday, January 11, 2025



Update on Dental Infection Control

John A. Molinari, PhD

Healthcare professionals are routinely at an increased risk of cross infection when treating patients. In response, the application of evidence-based infection prevention strategies provides effective protection during the delivery of oral health care. This lecture will focus on a practical discussion of the most recent dental infection control recommendations, using occupational bloodborne, airborne and waterborne pathogens as the framework for the presentation. Application of standard and transmission-based precautions, PPE and air quality requirements to minimize cross infection from infectious airborne microorganisms will also be considered in light of updated CDC, OSHA, NIOSH and EPA publications.



John Molinari and Nancy Dewhirst

You Will Learn

- To describe the application of standard precautions as the foundation of infection prevention
- To interpret the most recent infection control recommendations and regulations
- To employ recommended transmission-based precautions associated with controlling aerosols and airborne pathogens
- To understand how to effectively monitor instrument reprocessing procedures
- To implement practical strategies that can minimize DUWL contamination

California Dental Practice Act: Is it Legal? Is it Right?

Nancy Dewhirst, RDH, BS

This lecture will review and update the required California Dental Practice Act topics and regulations, including scope of practice, drug prescribing, licensure and qualifications, supervision of auxiliaries, professional conduct, mandated reporting and consent. Codes and principles of ethics will be reviewed. Examples of law violations, unprofessional conduct and difficult legal challenges will be discussed.

You Will Learn

- To understand the scope of regulations addressed in the Dental Practice Act (DPA)
- To interpret the code of ethics and how it relates to professional standards and rules
- To discuss DPA regulations and how they define dental practice limits
- To recognize how the Dental Board of California enforces the DPA

Who Should Attend

The Dental Board of California requires that all dentists, registered dental hygienists and registered dental assistants take two units each of dental law and infection control every two years.

Tuition: \$145 (complimentary for dues-paying members of the Alumni Association)

Program: 9:00 am – 1:00 pm (Pacific time)

Format: Live, interactive webinar via Zoom

Credits: This activity is designated for 4 units of continuing education credit.

Presenters

John A. Molinari, PhD, is a professor emeritus at University of Detroit Mercy School of Dentistry, where he served for 32 years as chairman of the Department of Biomedical Sciences and director of infection control. He later served as director of infection control for Dental Advisor, where his laboratory was involved in research on new, emerging infection control technologies and products. He has published more than 550 publications, served as a consultant for the CDC, ADA and regional hospitals and continues to lecture on topics dealing with infectious diseases and infection control.

Nancy Dewhirst, RDH, BS, graduated from University of Southern California, practiced dental hygiene for 20 years and is currently an adjunct dental hygiene faculty member at West Coast University. She presents more than 100 lectures a year, including at U.S. and Canadian dental meetings, and is recognized yearly as a leader in CE. Ms. Dewhirst is also a member of the CDA Speakers Bureau and the ANSI/ADA Standards program, and serves as editor-in-chief of OSAP's *Infection Control in Practice*.



Island Dental Colloquium

CELEBRATING OUR 30TH ANNIVERSARY

February 10 – 14, 2025

Waikoloa Beach Marriott Resort & Spa
Big Island, Hawaii

istockphoto.com

PROGRAM INFORMATION

University of the Pacific, Arthur A. Dugoni School of Dentistry and University of California, San Francisco (UCSF) School of Dentistry invite you to join us for the 30th Annual Island Dental Colloquium. We are offering an outstanding educational opportunity featuring three excellent speakers. Course sessions run from 7:30 am – 11:30 am each day. Take advantage of this unbeatable travel education program combined with the beauty and excitement of the Big Island of Hawaii.

COURSES

Oral Pathology and Surgery in the 21st Century

Tony Pogrel, DDS, MD

This lecture will include the management of medical emergencies in the dental office, an update on antibiotics in dentistry, the use of biological agents in the management of aggressive lesions of the jaw and nerve damage in dentistry. Dr. Pogrel will also discuss oral manifestations of systemic diseases and will concentrate on systemic conditions which may manifest themselves in the oral cavity—for which the dentist may be the first to suspect the diagnosis.

TMJ Mastery: Diagnosis, Treatment and Regenerative Solutions for Your Practice

Kevin Mangelson, DMD

Discover the art of diagnosing and treating common TMJ problems right in your own office, starting tomorrow! Participants will delve into the intricate anatomy of the TMJ, dissect the essential steps for an accurate diagnosis and master straightforward treatments to benefit your patients. You will gain exclusive insights into the future of TMJ treatment with regenerative TMJ approaches. Don't miss this opportunity to elevate your practice and patient care.

Mastering Sleep Apnea Treatment: Five Ways to Avoid Mistakes, Ensure Success and Grow Your Practice

Kevin Mangelson, DMD

Looking to avoid common pitfalls in oral appliance therapy for sleep apnea? Dr. Mangelson will provide an insightful session where he uncovers the mistakes that hinder treatment effectiveness. Discover the keys to successful treatment and how to expand your practice with dental sleep medicine, while exploring proper treatment techniques and gaining the tools to thrive in this vital area of patient care.

What's New: Materials & Tech That Expedite Excellence

Joshua Austin, DDS

In this fast-moving market, advertising makes every product appear to be the remedy. However, some of the best products and services don't enter the market with much fanfare. Dental professionals can become bogged down or confused when trying to decipher which new materials and technologies are right for their practices. As editorial director for *Dental Economics* magazine, Dr. Austin authors the column, "Pearls for Your Practice," and has worked with most new products and technologies that have entered the market. In this interactive, fast-paced lecture, he will share the current trends in dental materials and technologies. Learn how materials have changed over the past few years and how those changes can affect your procedures and practice.



Dates: February 10 – 14, 2025

Location: Waikoloa Beach Marriott Resort & Spa, Big Island, Hawaii

Tuition: \$1,200 Dentists; \$845 Allied Dental Professionals
(includes continental breakfast each morning)

Program: 7:30 am – 11:30 am each day

Credits: This activity is designated for 20 units
of continuing education credit.

Book your hotel online at dental.pacific.edu/islanddental

Take advantage of our discounted group rates
at the Waikoloa Beach Marriott Resort & Spa



Presenters

Tony Pogrel, DDS, MD, received his dental degree from University of Liverpool in England and his medical degree from University of Aberdeen in Scotland. He completed general surgery training in Great Britain and Holland and received his oral and maxillofacial surgery training in Great Britain, Holland and the United States. He has been a full-time faculty member in the UCSF Department of Oral Surgery since 1983 and served as the chair of the department from 1994 to 2014.



Kevin Mangelson, DMD, is a graduate of Boise State University and Tufts University School of Dental Medicine. He has been working with TMJ disorders and dental sleep medicine patients since 2008. During that time, he spent three and a half years in active duty service for the United States Army as a general dentist. CPT Mangelson spent much of his time treating members of our Armed Forces for TMJ disorders and sleep apnea. He lectures throughout the United States and internationally on the topics of TMJ disorders and dental sleep medicine and is a diplomate of the American Board of Dental Sleep Medicine.



Joshua Austin, DDS, maintains a full-time restorative dentistry practice in San Antonio, Texas. He is an editorial director and monthly columnist for *Dental Economics* magazine focusing on dental products and technology. He lectures around the country at study clubs and dental meetings about these topics along with digital marketing and mental health. Dr. Austin is a graduate of the UT Health School of Dentistry and spent five years as a faculty member in the UT Department of Restorative Dentistry.

Register for the program online at dentistry.ucsf.edu/cde
or contact UCSF at cde@ucsf.edu | 415.514.0778

University of the Pacific, Arthur A. Dugoni School of Dentistry and UCSF School of Dentistry would like to acknowledge and thank **Garrison Dental Solutions** and **Orasoptic** for their generous support of this colloquium.

Expand Your Clinical Success with Composites and Smartphone Photography



Saturday, February 22, 2025

Artistry and Efficiency with Composite Restorations

Most dentists spend a considerable part of their day placing composite restorations. During these appointments, practitioners manage preparation designs, matrix systems, dental adhesives, filling materials and finishing techniques. This lecture course will utilize clinical videos, hands-on demonstration and product sampling to improve predictability and aesthetics of this popular restoration for both anterior and posterior teeth. Emphasis will be placed on the newest materials and tips and tricks to improve efficiency and outcomes.



Mark Kleive

You Will Learn

- To examine the best way to avoid the dreaded “white line”
- To determine when to add a bevel to the preparation
- To discuss materials that mimic the natural appearance of teeth
- How to match surface textures and shine
- To create a matrix for predictably tight contacts and closed margins
- To manage postoperative sensitivity

Mastering Dental Photography with Your Smartphone

In this fun and lively hands-on workshop, participants will have the opportunity to practice taking images—using a smartphone and specific accessories—that will have the greatest impact in communication with your patients and dental team. Clinical intraoral and extraoral views will be demonstrated and emphasis will be placed on integration of the photographs with increased improvement in case presentation.

You Will Learn

- To master the six essential dental photographic images
- To implement problem-solving techniques with emphasis on mirror and retractor placement
- To utilize digital imaging for patient education and case acceptance
- To integrate digital photography easily into your practice

Who Should Attend

This informative hands-on program is designed for dentists and specialists.

Early Bird Tuition: \$645 (for registrations received by January 22)

Regular Tuition: \$695

Program: 9:00 am – 4:00 pm

Location: Arthur A. Dugoni School of Dentistry, 155 Fifth Street, SF

Credits: This activity is designated for 6 units of continuing education credit.

Workshop is limited to 24 participants; includes lunch and morning coffee/tea service.

Presenter

Mark Kleive, DDS, earned his DDS degree with distinction from University of Minnesota School of Dentistry in 1997. During his 20+ years as a practicing dentist, he has had experience as an associate in a corporate dentistry clinic and as an owner of two different fee-for-services practices. Dr. Kleive is a visiting faculty member and the director of business systems with the Pankey Institute in Key Biscayne, Florida. He is a 2015 inductee into the American College of Dentists.

University of the Pacific, Arthur A. Dugoni School of Dentistry would like to acknowledge and thank Tokuyama Dental America Inc. for their generous support of this program.

Oral Surgery for General Practitioners: A Guided Hands-on Workshop



Saturday and Sunday, March 8 – 9, 2025

This workshop is designed for general dentists seeking to acquire knowledge, enhance techniques and deepen their understanding of oral surgery within the dental practice. Whether you are a recent graduate seeking to gain more knowledge in oral surgery or a well-established practitioner looking to broaden your scope of practice, this program will teach you the skills to perform basic oral surgery procedures with confidence. Dr. Liu will cover patient selection and, more importantly, what types of cases should be referred to a specialist.



Sam Liu

During the hands-on portion, you will spend time working with dentoform models to demonstrate and practice techniques learned in the lecture. The workshop will include extraction techniques on a variety of teeth including third molar impactions, bone grafting for implant site development, suturing and creation of flaps. A basic oral surgery instrument tray with a selection of essential armamentarium will be provided for use in the course and a comprehensive list of instruments will be given to attendees. Participants are encouraged to send in photos or radiographs of their cases with all patient identification removed for specific case-based treatment planning.

You Will Learn

- To understand common medical conditions that may affect the safe treatment of the surgical patient
- To recognize when to refer a patient to a specialist
- To identify the basics of wound healing in the oral environment
- To describe the surgical armamentarium and how to use each instrument efficiently
- How and when to biopsy intraoral lesions and when to refer them to a specialist
- To manage interoperative and postoperative complications

Who Should Attend

This workshop is designed for general dentists interested in building on their oral surgery concepts and skills.

Early Bird Tuition: \$1,295 (for registrations received by February 8)

Regular Tuition: \$1,395

Program: 9:00 am – 5:00 pm each day

Location: Arthur A. Dugoni School of Dentistry, 155 Fifth Street, SF

Credits: This activity is designed for 14 units of continuing education credit.

Workshop is limited to 30 participants; includes lunch and morning coffee/tea service.

Presenter

Samuel Liu, DDS, is a fellowship-trained oral and maxillofacial surgeon who completed a DDS degree at the Dugoni School of Dentistry. He also completed a residency program in oral and maxillofacial surgery at Howard University Hospital in Washington, D.C. and a fellowship in pediatric craniomaxillofacial surgery at University of Pittsburgh. Dr. Liu has been active in the oral surgery community and has given many invited lectures on various topics. He is passionate about orthognathic and cleft surgery and is currently an attending for the oral and maxillofacial surgery residency program at Harbor UCLA Medical Center. He is a member of the American Association of Oral and Maxillofacial Surgeons, American Dental Society, West Los Angeles Dental Society, California Dental Society and the American Cleft Palate-Craniofacial Association.



Dentistry's Essentials of Emergency Medicine (DEEM): A Simulation-based Training Workshop



Saturday and Sunday, March 22 – 23, 2025

The Dentistry's Essentials of Emergency Medicine (DEEM) program provides an immersive hands-on opportunity to practice managing medical emergency scenarios in a safe environment, using human patient simulators and standardized patient actors. This workshop is designed to engage participants in challenging clinical cases and enable them to problem-solve in a manner that is similar to a live clinical experience. You will use real medical equipment, learn to read a patient monitor and interact with dynamically responding simulated patients.



Jesse Manton and Luke Manton

Experts from emergency medicine, paramedicine, dental anesthesiology and perioperative care were involved in developing this course content which led to the creation of a novel, evidence-based, state-of-the-art program. The clinical scenarios are designed to meet several learning objectives, including developing your skills in not only medical knowledge but also interpersonal communication, team leadership, resuscitation dynamics and systems-based practice.

You Will Learn

- To increase your knowledge of up-to-date (pre-hospital) emergency medicine topics important to dentistry
- To recognize signs and symptoms of an acutely unwell patient and determine the level of urgency
- To implement a systematic approach to assess an acutely unwell patient in the dental setting
- To implement an emergency action plan (EAP) for a medical emergency situation in your office
- To evaluate vital signs and lab values continually to form a differential diagnosis and direct therapeutic interventions
- To execute appropriate therapeutic interventions following evidence-based guidelines
- To determine the patient disposition (home vs. hospital) for common medical urgencies and emergencies
- To effectively transfer care to arriving emergency medical services using the SBAR communication tool
- To improve your crisis resource management skills and team leadership abilities
- To adapt your office team into a high functioning emergency response team



photos courtesy of Jesse Manton

Who Should Attend

This intensive training workshop is intended for general practitioners and specialists who only use local anesthesia, nitrous oxide or oral minimal or oral moderate sedation. Providers should be current in Basic Life Support (BLS) training.

Tuition: \$1,795

Program: 8:30 am – 4:30 pm Saturday; 8:30 am – 12:00 pm Sunday

Location: MED/Sim Suite, Arthur A. Dugoni School of Dentistry
155 Fifth Street, San Francisco

Credits: This activity is designated for 10.5 units of continuing education credit.

Workshop is limited to 10 participants; includes lunch on Saturday and morning coffee/tea service both days.

Presenters

Jesse West Manton, DDS, MS, CHSE, DADBA, is a dentist anesthesiologist and medical educator in the Dugoni School's Division of Anesthesiology and Perioperative Care, Department of Oral and Maxillofacial Surgery. He provides general anesthesiology services to patients within the school's SurgiCenter and teaches perioperative and emergency medicine to students, residents and practicing professionals. He is recognized nationally for his efforts to improve emergency medicine training in dental education using simulation-based curriculum innovations that he translates from his years of teaching medical students and physician residents.

Luke Eric Manton, FAE, EMT-P, is a firefighter and paramedic working within the Placer County Fire Department/CALFIRE. Since 2010 he has functioned as an EMT, firefighter, rescue technician, paramedic, officer and educator. He has cultivated a passion for education and currently teaches multiple disciplines in fire, rescue and emergency medicine as well holding an adjunct faculty role at the Dugoni School of Dentistry.

GENERAL INFORMATION

THERE ARE 3 WAYS TO REGISTER FOR OUR PROGRAMS:

- 1 ONLINE** at dental.pacific.edu/CDEclasses
Dugoni School of Dentistry dues-paying alumni receive 15% off regular tuition for most programs; recent grads receive 20% off.
- 2 MAIL** the attached registration form along with your payment to:
University of the Pacific, Arthur A. Dugoni School of Dentistry
Continuing Dental Education
155 Fifth Street, 4th Floor
San Francisco, CA 94103
- 3 PHONE** in your registration to us at (415) 929-6486



SCAN THIS QR CODE
TO REGISTER BY SMARTPHONE

Registrations are processed in the order in which they are received. Upon receipt of your registration and tuition, a confirmation will be emailed to you. For live patient programs, participants will be required to provide proof of liability insurance and a copy of their dental license.

Email Requirement

A unique email address is needed to register, receive confirmation and access CE certificates for all programs offered by the Division of Continuing Dental Education at the Dugoni School of Dentistry. Our registration system enables you to manage and track your CE and print your certificates. If you wish to register more than one person, please obtain their individual email address and other personally identifiable information.

Enrollment and Cancellation Policy

The Division of Continuing Education reserves the right to end registration when an enrollment limit is reached and to cancel, modify or alter content or faculty for any course if circumstances indicate the need for such a change. If the school finds it necessary to cancel a course, a full tuition refund will be granted. All attempts to contact registrants will be made as soon as possible in the event of a course cancellation. Other than tuition, the Arthur A. Dugoni School of Dentistry is under no financial obligation to reimburse participants for airline tickets, hotel reservations or any other costs incurred should the need to cancel or reschedule a program arise.

For participant cancellations received at least two weeks prior to course date, a refund or credit will be issued towards a future Division of Continuing Education course. Refunds or tuition credits will not be issued for participant no-shows or cancellations less than two weeks prior to the course date.

Course Credit

The Dugoni School of Dentistry is authorized to award continuing education credits by the Dental Board of California. These courses meet the Dental Board of California's requirements for issuance of units of continuing education. One unit of credit is awarded for each hour of instruction. All courses are accepted by the Academy of General Dentistry for fellowship/mastership credit. University of the Pacific, Arthur A. Dugoni School of Dentistry is an ADA CERP recognized provider. ADA CERP is a service of the American Dental Association to assist dental professionals in identifying quality providers of continuing dental education. ADA CERP does not approve or endorse individual courses or instructors, nor does it imply acceptance of credit hours by boards of dentistry. Concerns or complaints about a CE provider may be directed to the provider or to the Commission for Continuing Education Provider Recognition at www.ada.org/cerp. The University is also a member of the Association for Continuing Dental Education (ACDE).



OUR LOCATION

University of the Pacific Arthur A. Dugoni School of Dentistry

155 Fifth Street (415) 929-6486
San Francisco CA 94103 cedental@pacific.edu

Public Transportation

We are located two blocks from the Powell Street MUNI/BART Station in downtown San Francisco with multiple transit connections nearby.

Parking

Hourly parking is available at the Fifth and Mission Garage adjacent to the dental school or other nearby lots. You can also reserve nearby parking with discounted rates through the SpotHero app or website.

For more information go to: <http://is.gd/dugonilocation>

REGISTRATION APPLICATION

REGISTER ONLINE 24/7 at dental.pacific.edu/CDEclasses

You will receive acknowledgment of your enrollment by email. Registrations will be accepted in order of receipt. Please duplicate and complete one form for each registrant.

First Name _____ Middle Initial _____ Last Name _____

Title ☐ DDS ☐ DMD ☐ RDH ☐ RDA ☐ CDT ☐ Other _____

State of License _____ License Number _____

Birth Year _____

Email Address _____

☐ Yes, I want to receive email notifications of upcoming continuing dental education programs at the Dugoni School of Dentistry.

Preferred Address _____

City _____ State _____ Zip _____

Telephone _____

Dental School _____ Class Year _____

Current dues-paying Dugoni School of Dentistry alumni member? ☐ Yes ☐ No

Specialty:

- ☐ Endodontics ☐ General Practice ☐ Oral Pathology ☐ Oral Radiology ☐ Oral Surgery
☐ Orthodontics ☐ Pediatric Dentistry ☐ Periodontics ☐ Prosthodontics ☐ Public Health

PLEASE ENROLL ME (Please duplicate form for additional registrations)

Course Title _____

Date _____ Tuition \$ _____

Course Title _____

Date _____ Tuition \$ _____

Course Title _____

Date _____ Tuition \$ _____

☐ Check ☐ Visa ☐ MasterCard ☐ American Express ☐ Discover

Credit Card Number _____

Expiration Date _____ Verification Code _____


Signature _____

Please make all checks payable to University of the Pacific

Send completed application(s) with payment to: University of the Pacific, Arthur A. Dugoni School of Dentistry
Continuing Dental Education
155 Fifth Street, 4th Floor
San Francisco, CA 94103

Questions? cedental@pacific.edu or (415) 929-6486

Register at dental.pacific.edu/CDEclasses



Non-Profit Organization
U.S. Postage
PAID
Permit No. 925
San Francisco, CA

COURSE CALENDAR

AUGUST 2024

- 9 RDHAP Fall 2024 Program begins
- 17 Updates on Medication-Related Osteonecrosis of the Jaw
- 23-24 Oral Surgery for General Practitioners

SEPTEMBER 2024

- 14 RDAEF Program begins
- 21 Ensuring Your Office is Prepared for Medical Emergencies
- 27-29 Ceramic Veneers from A to Z Workshop

OCTOBER 2024

- 4 Immediate Implant Placement: Biomechanical Principles and Hands-on Workshop
- 5 Single to Full-Arch Implant Treatment Planning Using the DIGILOG Concept
- 12 Prescribing Schedule II Opioid Drugs
- 18-20 Microsurgical Endodontics Workshop
- 26 Oral and Oropharyngeal Cancer: What's New? + Biopsy Workshop

NOVEMBER 2024

- 2 Obstructive Sleep Apnea in Children
- 9 2024 Dental Hygiene Symposium

JANUARY 2025

- 11 Update on Infection Control and the California Dental Practice Act

FEBRUARY 2025

- 7 RDHAP Spring 2025 Program begins
- 10-14 30th Annual Island Dental Colloquium, Big Island, Hawaii
- 22 Expand Your Clinical Success with Composites and Smartphone Photography
- 28-Mar 2 Microsurgical Endodontics Workshop

MARCH 2025

- 8-9 Oral Surgery for General Practitioners
- 15 Prescribing Schedule II Opioid Drugs
- 22-23 Dentistry's Essentials of Emergency Medicine (DEEM) Workshop

For the most up-to-date program information visit
dental.pacific.edu/CDEclasses